

This new treatment is performed as a day case. The procedure itself only takes a few minutes, and the aftercare is minimal, so you can quickly resume your daily activities.

## Advantages

- + Minimally invasive procedure
- + No incision = no risk of anal incontinence
- + Minimal aftercare
- + Rapid return to daily activities




# Learn more about anal fistulas

and Radiofrequency Therapy

**Do you have any questions?  
Feel free to ask your doctor.**

Stamp of health institution:





## What is an anal fistula?

A anal fistula (fistula-in-ano) is an abnormal connection with an internal opening in the anal canal and an external opening in the skin around the anus.

## How does an anal fistula arise?

When one of the anal glands in the anal canal becomes obstructed and inflamed, an abscess may form. This is a cavity filled with pus. The abscess sinks to the outside and often causes pain. This creates a passageway that remains after the abscess has healed. This is what is called an anal fistula.

Why this condition occurs in one person and not in another is unclear, but a fistula is not caused by poor hygiene.

## Symptoms

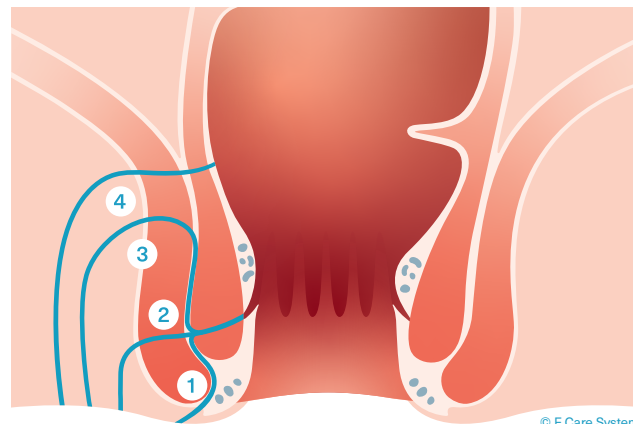
An anal fistula usually involves the loss of fluid or pus through a chronic wound near the anus. This fluid can irritate the skin at the anus, causing itching or burning. If the inflammatory fluid is unable to escape sufficiently, it accumulates, resulting in various complaints.

## Types of fistula

There are 4 different types of anal fistula that are classified according to their location.

In order from most common to least common, the different types are:

- 1 Intersphincteric fistula
- 2 Transsphincteric fistula
- 3 Suprasphincteric fistula
- 4 Extrasphincteric fistula (or high fistula)

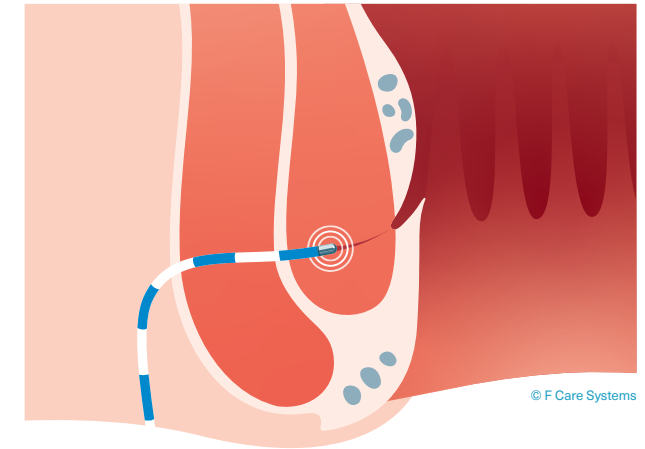


© F Care Systems

## Treatment

A fistula does not disappear by itself. Surgery is almost always required. There are various treatment options. Your doctor will assess which therapy is most suitable for you.

**A new method of treatment is the Fistura® procedure.**



© F Care Systems

**Fistura®** is a minimally invasive technique that closes the fistula tract without damaging the anal sphincter. This eliminates the risk of anal incontinence.

The technique uses very high frequency electromagnetic waves (4MHz). These waves are directed to the tip of a catheter that is inserted into the anal fistula. The radiofrequency energy heats up the cells in the fistula wall and seals the fistula.