

Varicose veins (from 1 to 5mm)

Treatment

Reticular, collateral and perforating veins can be treated with F Care Systems' CR12i and CR30i catheters. The catheters are extremely flexible, so that they follow the direction of the vein easily. Smooth insertion is ensured with the advanced coating material around the catheter. The non-insulated tip transmits the high frequency signal to the vein wall. This causes the vein to coagulate and eventually disappear.

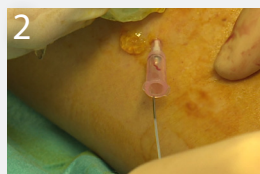
The catheter is manipulated with a sterilized handset. Scrolling the handset's wheel will move the catheter in or out of the vein.



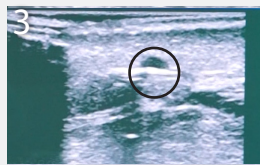
4 Step procedure



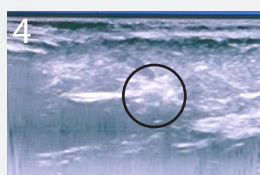
1. Insert the surflo into the vein.



2. Insert the catheter through the surflo into the vein.



3. Position the catheter under ultrasound guidance.



4. Retract the catheter while pushing the treadle to transmit an RF signal in the vein and observe thermal reaction

Clinical trial

Role of radiofrequency ablation of incompetent perforating veins in healing of chronic venous ulcers

Mansoura University,
Mansoura Egypt,
Dr. M. Saad

Needles and catheters

The advantages

For the patient

- No pain during and after treatment
- No pigmentation or allergic skin reaction
- No dermatological reactions due to chemical compound
- High esthetic outcome

For the doctor

- Easy to use
- Permanent occlusion
- All body parts
- Semi-sterile environment (private practice)
- No chemical agent in the body
- Collateral, peripheral and perforating veins can be treated

Technical specifications

CR12i

- | | |
|---------------------|------------------------|
| • Diameter catheter | 0.3 mm |
| • Length | 27 mm |
| • Handset | 140 mm x 55 mm x 15 mm |
| • Weight | handset 40 gr |
| • Coating | PTFE |
| • Tip | Metal |

CR30i

- | | |
|---------------------|------------------------|
| • Diameter catheter | 0.6 mm |
| • Length | 27 mm |
| • Handset | 140 mm x 55 mm x 15 mm |
| • Weight handset | 40 gr |
| • Coating | PTFE |
| • Tip | Metal |

